

COTTAGE

STONEPEAK

high tech porcelain



This is a thru-color collection that replicates the look of natural wood enhanced by a lightly distressed textured. The four appealing colors include both classic and contemporary shades and are available in three modular sizes complemented by trims and mosaics. It is suitable for both commercial and residential applications.

StonePeak Ceramics, Inc.
Corporate Headquarters
314 West Superior Street
Chicago, Illinois 60654

SAMPLEXpress
866-STPEAK1
866-7873251

Production Facility
238 Porcelain Tile Drive
Crossville, TN 38555

www.stonepeakceramics.com
info@stonepeakceramics.com



COLORS



BEACH HOUSE






COUNTRY FARM



MOUNTAIN RETREAT



CITY LOFT

SIZES			
	12" x 24"	6" x 24"	4" x 24"
Cottage BEACH HOUSE	—	USG0624085	—
Cottage COUNTRY FARM	—	USG0624086	—
Cottage MOUNTAIN RETREAT	USG1224087	USG0624087	USG0424087
Cottage CITY LOFT	USG1224088	USG0624088	USG0424088

TRIMS			
	STAIRTREAD 12" x 12"	BULLNOSE 3" x 24"	COVE BASE 6" x 12"
Cottage BEACH HOUSE	USG12ST085	USG324BT85	USG612C085
Cottage COUNTRY FARM	USG12ST086	USG324BT86	USG612C086
Cottage MOUNTAIN RETREAT	USG12ST087	USG324BT87	USG612C087
Cottage CITY LOFT	USG12ST088	USG324BT88	USG612C088

PACKAGING INFORMATION

SIZE	PCS/ BOX	SF/BOX	THICKNESS (MM)	WEIGHT LBS/SF
12"x24"	8	15.751	8	3.55
6"x24"	16	15.585	8	3.55
4"x24"	18	11.687	8	3.55
BULLNOSE	16		8	
COVE BASE	8		8	
STAIRTREAD	10		8	
IN CORNER/OUT CORNER	4		8	

• All sizes are nominal. Printed color reproductions may vary from actual tile color.
• For technical info, please refer to our website www.stonepeakceramics.com.